

ENCORE SERIES • SIXTH LINE • BLOCK 32



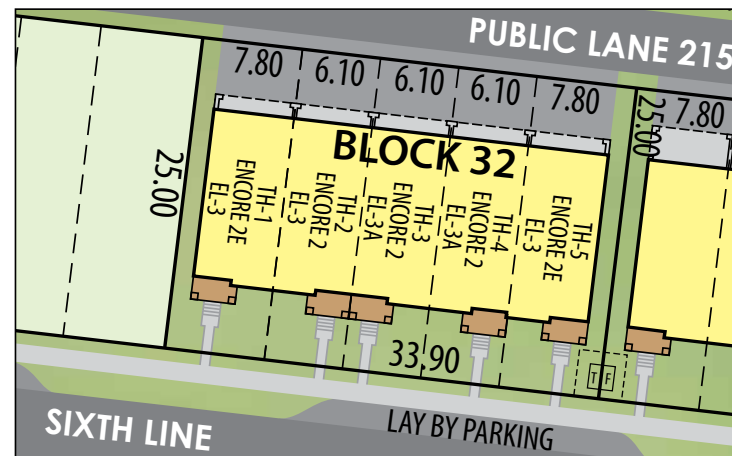
ENCORE 2E
ELEV. 3 • TH-1
2,090 Sq.Ft.

ENCORE 2
ELEV. 3 • TH-2
2,041 Sq.Ft.

ENCORE 2
ELEV. 3A • TH-3
2,041 Sq.Ft.

ENCORE 2
ELEV. 3A • TH-4
2,041 Sq.Ft.

ENCORE 2E
ELEV. 3 • TH-5
2,090 Sq.Ft.



BLOCK 32 • SITE PLAN

Tinot Development Corp. • 20' • March 2024 Unit setback and roofline may vary due to siting. Steps may vary at any exterior entrance ways due to grading variance. All dimensions are approximate only and subject to change without notice. Actual usable floor space may vary from stated floor area. All renderings are artist's concept, specifications, architectural and mechanical detailing are subject to minor modifications. Site plan not to scale and provided for general information only. All details should be confirmed with sales representative and/or municipality. Distances shown are in metres and can be converted to feet by dividing by 0.3048. E.&O.E.

ENCORE SERIES • SIXTH LINE • BLOCK 33



ENCORE 3E
ELEV. 1 • TH-6
2,334 Sq.Ft.

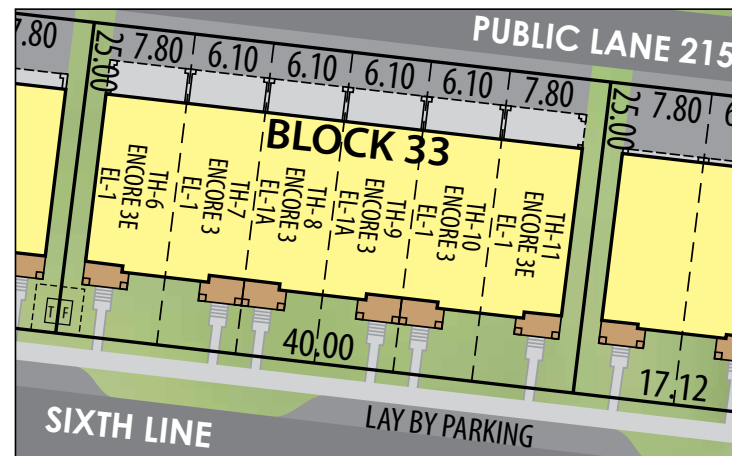
ENCORE 3
ELEV. 1 • TH-7
2,278 Sq.Ft.

ENCORE 3
ELEV. 1A • TH-8
2,270 Sq.Ft.

ENCORE 3
ELEV. 1A • TH-9
2,270 Sq.Ft.

ENCORE 3
ELEV. 1 • TH-10
2,278 Sq.Ft.

ENCORE 3E
ELEV. 1 • TH-11
2,334 Sq.Ft.



BLOCK 33 • SITE PLAN

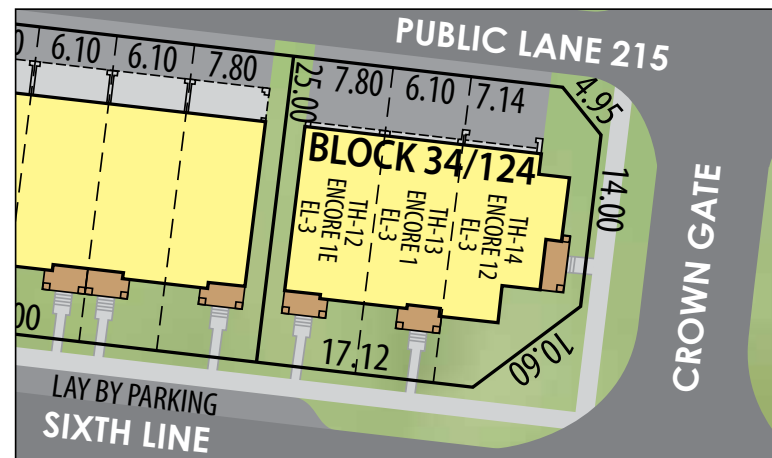
ENCORE SERIES • SIXTH LINE • BLOCK 34/124



ENCORE 1E
ELEV. 3 • TH-12
1,953 Sq.Ft.

ENCORE 1
ELEV. 3 • TH-13
1,905 Sq.Ft.

ENCORE 12
ELEV. 3 • TH-14
2,574 Sq.Ft.



BLOCK 34/124 • SITE PLAN



ENCORE 12 • ELEV. 3 TH-14 FLANKAGE ELEVATION